

Tuscan Cuddle Quilt

based on the Tuscan Sun quilt pattern from Villa Rosa Design

Fabric Requirements:

24 10" squares of Cuddle® 3 in coordinating prints and solids
12 5" squares of Cuddle® 3 (use same prints and solids as 10" squares)
2 yards Cuddle® 3 or Luxe Cuddle for backing and binding

3-5 yds woven fusible interfacing, optional (Pellon SF101 recommended)

Other Supplies:

45mm rotary cutter with new blade (OLFA recommended)
Long, flower head pins (Clover recommended)
Fabric clips (Wonder Clips by Clover recommended)
90/14 Stretch needle (SCHMETZ recommended)
Polyester thread (Superior Threads or Mettler recommended)
Basting Spray (ODIF 505 Spray and Fix Adhesive recommended)

Cutting Instructions:

Choose 12 10" squares to be the main fabric of each square (A).

Cut six 10" squares in half widthwise (B) and the remaining six lengthwise (C) to create 12 B and 12 C blocks.

If using fusible interfacing, cut 24 5" x 10" pieces, 12 10" squares and 12 5" squares.

Set aside 12 5" squares (D).

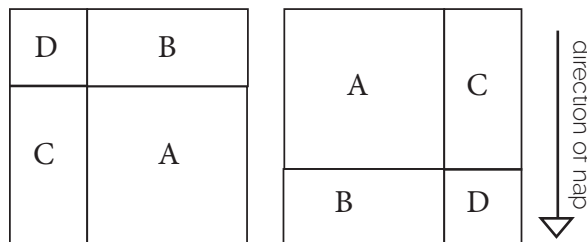
Assembly Instructions:

If using interfacing, adhere using a polyester or synthetic setting on iron and a pressing cloth to fuse interfacing to wrong side of Cuddle® pieces.

Keeping nap running from top to bottom lay out pieces A, B, C and D in the following layouts, creating six of each:

Pin with two parallel rows of long, flower head pins and sew D to B and C to A. Finger press seams open. Repeat to sew DB to CA

Use a 1/2" seam allowance.



Sew each square, then sew rows of squares together as shown in layout.

After your rows are completed you can finish your quilt using the Stitch n' Flip method or as the center for a self-binding blanket.

Add any extra quilting by stitching in the ditch, if desired.

Stitch n' Flip method tip sheet: https://www.shannonfabrics.com/download_patterns/StitchNFlip_0420.pdf

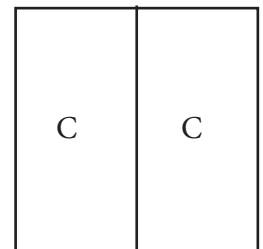
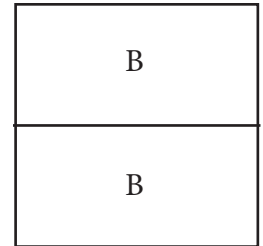
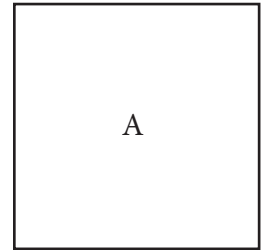
Stitch n Flip method video tutorial: https://youtu.be/h_zzNwOb48

Self-Binding Blanket pattern:

https://shannonfabrics.com/download_patterns/Self-BindingBabyBlanketandLoveyPattern.pdf

Self-Binding blanket video tutorial: https://youtu.be/1_WyXXNU4g0

Shannon Fabrics, Inc. 3131 South Alameda Street, Los Angeles, CA 90058 www.shannonfabrics.com info@shannonfabrics.com 866-624-5252



Tuscan Cuddle Quilt Layout

